


Bridges 2013
Enschede, Netherlands

Escher Patterns on Triply Periodic Polyhedra

Douglas Dunham
University of Minnesota Duluth
Duluth, Minnesota USA



Outline

- ▶ Some previously designed patterned (closed) polyhedra
- ▶ Triply periodic polyhedra
- ▶ Inspiration for this work
- ▶ Hyperbolic geometry and regular tessellations
- ▶ Relation between periodic polyhedra and regular tessellations
- ▶ A Pattern of angels and devils on a $\{4, 5\}$ polyhedron
- ▶ A Pattern of butterflies on a $\{3, 8\}$ polyhedron
- ▶ A Pattern of butterflies on another $\{3, 8\}$ polyhedron
- ▶ Future research

Previously Designed Patterned Polyhedra

- ▶ M.C. Escher (1898–1972) created at least 3 such polyhedra.
- ▶ In 1977 Doris Schattschneider and Wallace Walker placed Escher patterns on each of the Platonic solids and the cuboctahedron.
- ▶ Schattschneider and Walker also put Escher patterns on rotating rings of tetrahedra, which they called “kaleidocycles”.
- ▶ In 1985 H.S.M. Coxeter showed how to place 18 Escher butterflies on a torus.

Triply Periodic Polyhedra

- ▶ A *triply periodic polyhedron* is a (non-closed) polyhedron that repeats in three different directions in Euclidean 3-space.
- ▶ We will consider the special case of *uniform* triply periodic polyhedra which have the same vertex figure at each vertex — i.e. there is a symmetry of the polyhedron that takes any vertex to any other vertex..
- ▶ We will further specialize to what we call *semiregular triply periodic polyhedra* — polyhedra composed of copies of a single p -sided regular polygon. We denote such polyhedra $\{p, q\}$ if q polygons meet at each vertex.
- ▶ We note that p and q do not uniquely specify such polyhedra — unlike that situation for regular tessellations.

Inspirations for this Work

- ▶ Two papers by Steve Luecking at ISAMA 2011:
 - ▶ Building a Sherk Surface from Paper Tiles
 - ▶ Sculpture From a Space Filling Saddle Pentahedron
- ▶ Bead sculptures that approximate three triply periodic minimal surfaces (TPMS) by Chern Chuang, Bih-Yaw Jin, and Wei-Chi Wei at the 2012 Joint Mathematics Meeting Art Exhibit.

As we will see, some TPMS's are related to triply periodic polyhedra.

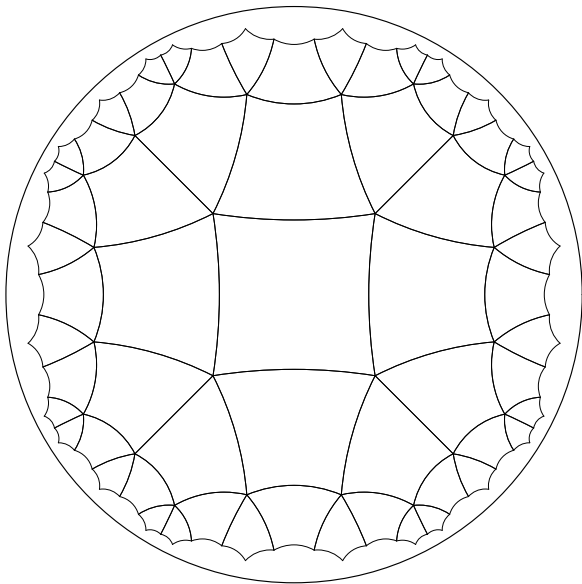
Hyperbolic Geometry and Regular Tessellations

- ▶ In 1901, David Hilbert proved that, unlike the sphere, there was no isometric (distance-preserving) embedding of the hyperbolic plane into ordinary Euclidean 3-space.
- ▶ Thus we must use *models* of hyperbolic geometry in which Euclidean objects have hyperbolic meaning, and which must distort distance.
- ▶ One such model is the *Poincaré disk model*. The hyperbolic points in this model are represented by interior point of a Euclidean circle — the *bounding circle*. The hyperbolic lines are represented by (internal) circular arcs that are perpendicular to the bounding circle (with diameters as special cases).
- ▶ This model is appealing to artists since (1) angles have their Euclidean measure (i.e. it is conformal), so that motifs of a repeating pattern retain their approximate shape as they get smaller toward the edge of the bounding circle, and (2) it can display an entire pattern in a finite area.

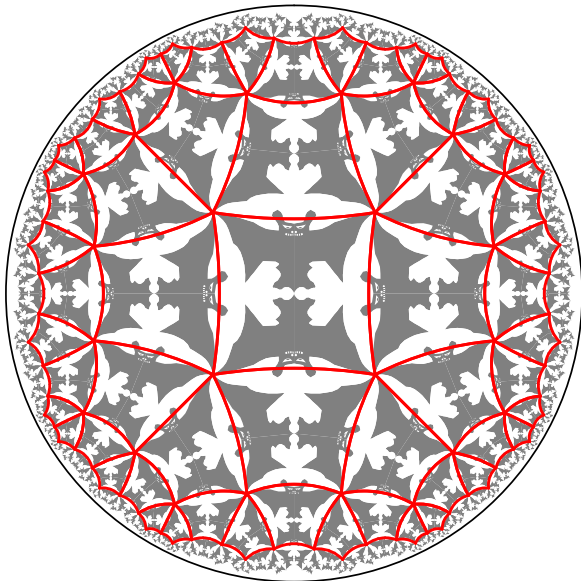
Repeating Patterns and Regular Tessellations

- ▶ A *repeating pattern* in any of the 3 “classical geometries” (Euclidean, spherical, and hyperbolic geometry) is composed of congruent copies of a basic subpattern or *motif*.
- ▶ The *regular tessellation*, $\{p, q\}$, is an important kind of repeating pattern composed of regular p -sided polygons meeting q at a vertex.
- ▶ If $(p - 2)(q - 2) < 4$, $\{p, q\}$ is a spherical tessellation (assuming $p > 2$ and $q > 2$ to avoid special cases).
- ▶ If $(p - 2)(q - 2) = 4$, $\{p, q\}$ is a Euclidean tessellation.
- ▶ If $(p - 2)(q - 2) > 4$, $\{p, q\}$ is a hyperbolic tessellation. The next slide shows the $\{4, 5\}$ tessellation.
- ▶ Escher based his 4 “Circle Limit” patterns, and many of his spherical and Euclidean patterns on regular tessellations.

The Regular Tessellation $\{4, 5\}$



The tessellation $\{4, 5\}$ superimposed on a pattern of angels and devils



Relation between periodic polyhedra and regular tessellations

— a 2-Step Process

- ▶ (1) Some triply periodic polyhedra approximate TPMS's.
- ▶ (2) As a minimal surface, a TPMS has negative curvature (except for isolated points of zero curvature), and so its universal covering surface also has negative curvature and thus has the same large-scale geometry as the hyperbolic plane.


So the polygons of the triply periodic polyhedron can be transferred to the polygons of a corresponding regular tessellation of the hyperbolic plane.

- ▶ We show this relationship when we analyze the patterned polyhedra below.
- ▶ Just as the regular hyperbolic tessellations are “universal covering tessellations” of the polyhedra, we can consider patterns based on those tessellations as *universal covering patterns* of the patterned polyhedra.

Escher's "Angels and Devils" Patterns

- ▶ Escher only realized one pattern, his "Angles and Devils" pattern in each of the three classical geometries:
- ▶ His Euclidean Regular Division Drawing # 45 (1941), which is based on the $\{4, 4\}$ tessellation.
- ▶ "Heaven and Hell" on a Maple Sphere (1942), based on the $\{4, 3\}$ spherical tessellation.
- ▶ His hyperbolic pattern "Circle Limit IV" (1960), based on the $\{6, 4\}$

Regular Division Drawing # 45



Zu diesem System $\text{I} \cdot \text{I} \cdot \text{I}$ gehören die Figuren in der Abbildung 45.


Basissystem

“Heaven and Hell” on a Maple Sphere



“Heaven and Hell” carved sphere,
1942. Maple, stained in two colors,
diameter 235 mm.

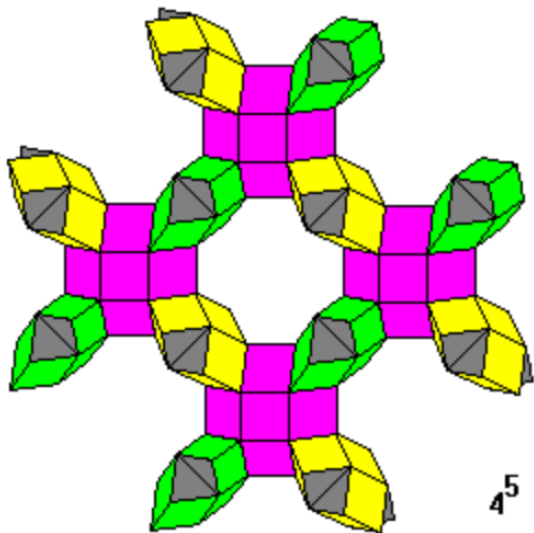
“Circle Limit IV”



Filling a “Gap” — a $\{4, 5\}$ Pattern

- ▶ We have seen the progression from Escher’s carved spherical pattern based on the $\{4, 3\}$ tessellation, to Notebook Pattern 45, based on the $\{4, 4\}$ tessellation, and *Circle Limit IV* based on the $\{6, 4\}$ tessellation.
- ▶ But Escher did not create an “angels and devils” pattern based on the $\{4, 5\}$ tessellation.
- ▶ We fill that “gap” by displaying an angels and devils pattern on a $\{4, 5\}$ polyhedron.

A $\{4,5\}$ Polyhedron



4⁵


A “Construction Unit” for the $\{4, 5\}$ Polyhedron



The $\{4, 5\}$ Polyhedron with Angels and Devils




The Hyperbolic “Universal Covering Pattern”



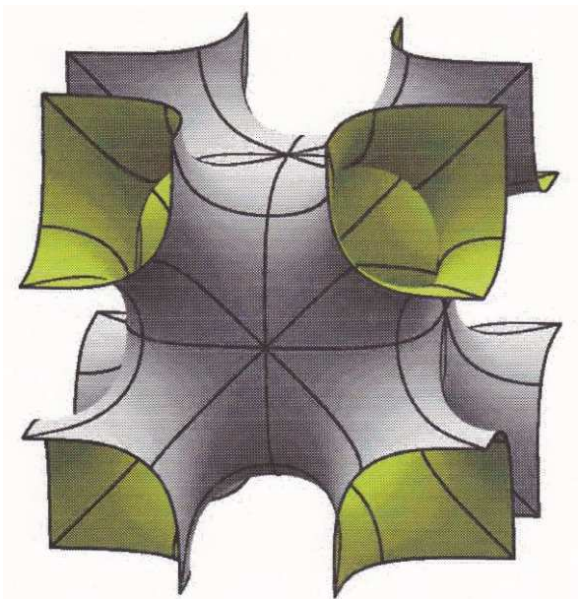
The “Complement” of the $\{4, 5\}$ Polyhedron

- ▶ The complement of the $\{4, 5\}$ polyhedron is perhaps easier to understand.
- ▶ It is composed of truncated octahedral “hubs” having their hexagonal faces connected by regular hexagonal prisms as “struts”.
- ▶ The next slide shows one of the hubs with the struts that are connected to it.

A “Hub” and 8 “struts” of the $\{4, 5\}$ Complement Polyhedron



A Piece of the TPMS IWP Surface Corresponding to the Hub



**A View of the Original $\{4, 5\}$ Polyhedron
Looking down a Hexagonal Hole**



A Pattern of Butterflies on a $\{3, 8\}$ Polyhedron


The butterfly pattern on the triply periodic $\{3, 8\}$ polyhedron of the title slide was inspired by Escher's Regular Division Drawing # 70. This polyhedron is related to Schwarz's D-surface, a TPMS with the topology of a thickened diamond lattice. We show:

- ▶ Escher's Regular Division Drawing # 70.
- ▶ A hyperbolic pattern of butterflies based on the $\{3, 8\}$ tessellation — the “universal covering pattern” of the patterned polyhedron.
- ▶ A construction unit of a $\{3, 8\}$ polyhedron consisting of a regular octahedral “hub” and four octahedral “struts” placed on alternate faces of the hubs.
- ▶ Part of Schwarz's D-surface corresponding to the construction unit.
- ▶ Another view of the patterned $\{3, 8\}$ polyhedron of the title slide down one of its “tunnels”.
- ▶ A close-up of a vertex of the patterned polyhedron.

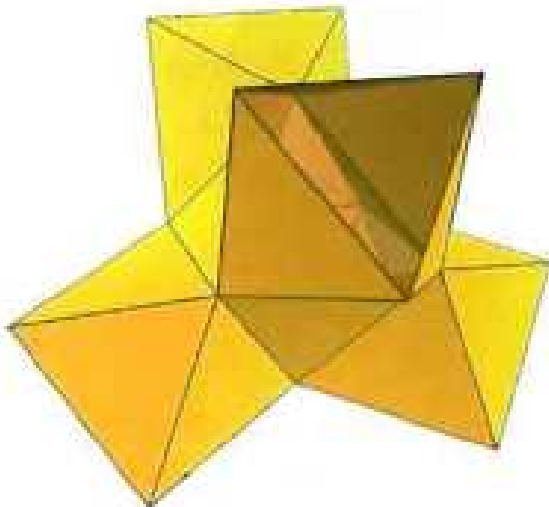
Escher's Regular Division Drawing # 70



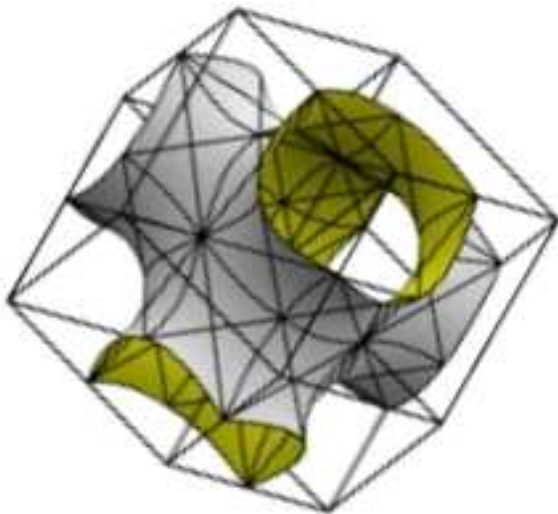
**A pattern of butterflies based on the $\{3, 8\}$ tessellation
— the “universal covering pattern” for the polyhedron.**




A “construction unit” of the triply periodic polyhedron



A corresponding piece of Schwarz's D-surface



A view down one of the “tunnels” of the $\{3, 8\}$ polyhedron.



A close-up of a vertex of the patterned polyhedron.

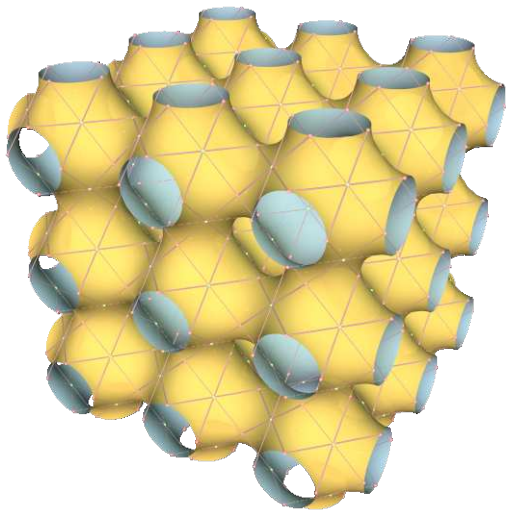


Butterflies on Another $\{3, 8\}$ Polyhedron

We show the pattern of butterflies on a different the triply periodic $\{3, 8\}$ polyhedron. This butterfly pattern was also inspired by Escher's Regular Division Drawing # 70. Thus the hyperbolic "covering pattern" is the same as for the previous polyhedron. This polyhedron has the same topology as Schwarz's P-surface, a TPMS with the topology of a thickened version of the 3-D coordinate lattice. We show:

- ▶ Schwarz's P-surface.
- ▶ The $\{3, 8\}$ polyhedron, which is made up of snub cubes arranged in a cubic lattice, attached by their (missing) square faces, and alternating between left-handed and right-handed versions.
- ▶ A close-up of the patterned polyhedron.
- ▶ A close-up of a vertex of the patterned polyhedron.


Schwarz's P-surface




Another Patterned $\{3, 8\}$ Polyhedron



A Close-up of the $\{3, 8\}$ Polyhedron



A close-up of a vertex of the patterned polyhedron.



Future Work

- ▶ Put other patterns on the triply periodic polyhedra shown above.
- ▶ Place patterns on other triply periodic polyhedra, with various regularity conditions.
- ▶ Place a butterfly pattern on a $\{3, 7\}$ polyhedron.
- ▶ Draw patterns on TPMS's — the gyroid, for example.

Thank You!

Reza and *all* the other Bridges organizers

Contact Information:

Doug Dunham

Email: ddunham@d.umn.edu

Web: <http://www.d.umn.edu/~ddunham>