

Joint Mathematics Meetings 2013

## Patterns on Semi-regular Triply Periodic Polyhedra

**Douglas Dunham**

University of Minnesota Duluth  
Duluth, Minnesota USA



# Outline

- ▶ Some previously designed patterned (closed) polyhedra
- ▶ Triply periodic polyhedra
- ▶ Inspiration for this work
- ▶ Hyperbolic geometry and regular tessellations
- ▶ Relation between periodic polyhedra and regular tessellations
- ▶ Patterns on the  $\{4, 6|4\}$  polyhedron
- ▶ Patterns on the  $\{6, 4|4\}$  polyhedron
- ▶ A Pattern of fish on the  $\{6, 6|3\}$  polyhedron
- ▶ A Pattern of fish on a  $\{3, 8\}$  polyhedron
- ▶ Future research

## Previously Designed Patterned Polyhedra

- ▶ M.C. Escher (1898–1972) created at least 3 such polyhedra.
- ▶ In 1977 Doris Schattschneider and Wallace Walker placed Escher patterns on each of the Platonic solids and the cuboctahedron.
- ▶ Schattschneider and Walker also put Escher patterns on rotating rings of tetrahedra, which they called “kaleidocycles”.
- ▶ In 1985 H.S.M. Coxeter showed how to place 18 Escher butterflies on a torus.

## Triply Periodic Polyhedra

- ▶ A *triply periodic polyhedron* is a (non-closed) polyhedron that repeats in three different directions in Euclidean 3-space.
- ▶ We will consider the special case of *uniform* triply periodic polyhedra which have the same vertex figure at each vertex — i.e. there is a symmetry of the polyhedron that takes any vertex to any other vertex..
- ▶ We will mostly discuss a specialization of uniform triply periodic polyhedra: *regular* triply periodic polyhedra which are “flag-transitive” — there is a symmetry of the polyhedron that takes any vertex, edge containing that vertex, and face containing that edge to any other such (vertex, edge, face) combination.
- ▶ In 1926 John Petrie and H.S.M. Coxeter proved that there are exactly three regular triply periodic polyhedra, which Coxeter denoted  $\{4, 6|4\}$ ,  $\{6, 4|4\}$ , and  $\{6, 6|3\}$ , where  $\{p, q|r\}$  denotes a polyhedron made up of  $p$ -sided regular polygons meeting  $q$  at a vertex, and with regular  $r$ -sided holes.

## Inspirations for this Work

- ▶ Two papers by Steve Luecking at ISAMA 2011:
  - ▶ Building a Sherk Surface from Paper Tiles
  - ▶ Sculpture From a Space Filling Saddle Pentahedron
- ▶ Bead sculptures that approximate three triply periodic minimal surfaces (TPMS) by Chern Chuang, Bih-Yaw Jin, and Wei-Chi Wei at the 2012 Joint Mathematics Meeting Art Exhibit.

As we will see, some TPMS's are related to triply periodic polyhedra.

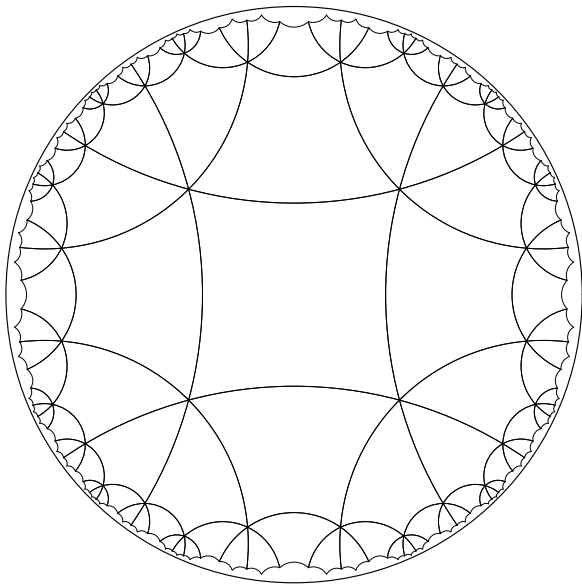
## Hyperbolic Geometry and Regular Tessellations

- ▶ In 1901, David Hilbert proved that, unlike the sphere, there was no isometric (distance-preserving) embedding of the hyperbolic plane into ordinary Euclidean 3-space.
- ▶ Thus we must use *models* of hyperbolic geometry in which Euclidean objects have hyperbolic meaning, and which must distort distance.
- ▶ One such model is the *Poincaré disk model*. The hyperbolic points in this model are represented by interior point of a Euclidean circle — the *bounding circle*. The hyperbolic lines are represented by (internal) circular arcs that are perpendicular to the bounding circle (with diameters as special cases).
- ▶ This model is appealing to artists since (1) angles have their Euclidean measure (i.e. it is conformal), so that motifs of a repeating pattern retain their approximate shape as they get smaller toward the edge of the bounding circle, and (2) it can display an entire pattern in a finite area.

## Repeating Patterns and Regular Tessellations

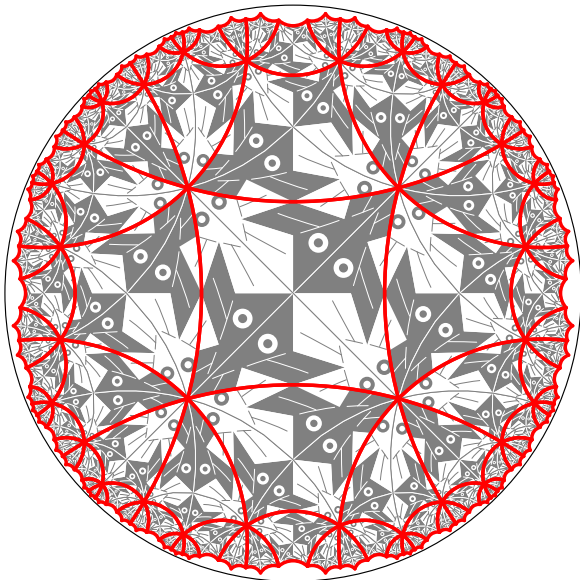
- ▶ A *repeating pattern* in any of the 3 “classical geometries” (Euclidean, spherical, and hyperbolic geometry) is composed of congruent copies of a basic subpattern or *motif*.
- ▶ The *regular tessellation*,  $\{p, q\}$ , is an important kind of repeating pattern composed of regular  $p$ -sided polygons meeting  $q$  at a vertex.
- ▶ If  $(p - 2)(q - 2) < 4$ ,  $\{p, q\}$  is a spherical tessellation (assuming  $p > 2$  and  $q > 2$  to avoid special cases).
- ▶ If  $(p - 2)(q - 2) = 4$ ,  $\{p, q\}$  is a Euclidean tessellation.
- ▶ If  $(p - 2)(q - 2) > 4$ ,  $\{p, q\}$  is a hyperbolic tessellation. The next slide shows the  $\{6, 4\}$  tessellation.
- ▶ Escher based his 4 “Circle Limit” patterns, and many of his spherical and Euclidean patterns on regular tessellations.

# The Regular Tessellation $\{4, 6\}$





The tessellation  $\{4, 6\}$  superimposed on a pattern of angular fish used to decorate the  $\{4, 6|4\}$  polyhedron



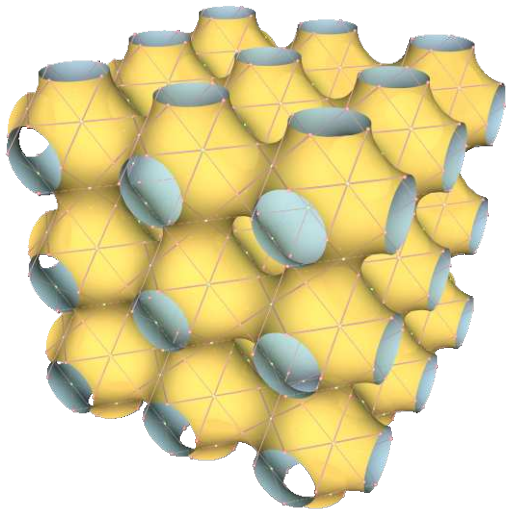
# Relation between periodic polyhedra and regular tessellations — a 2-Step Process

- ▶ (1) Some triply periodic polyhedra approximate TPMS's.  
As a bonus, some triply periodic polyhedra contain embedded Euclidean lines which are also lines embedded in the corresponding TPMS.
- ▶ (2) As a minimal surface, a TPMS has negative curvature (except for isolated points of zero curvature), and so its universal covering surface also has negative curvature and thus has the same large-scale geometry as the hyperbolic plane.  
So the polygons of the triply periodic polyhedron can be transferred to the polygons of a corresponding regular tessellation of the hyperbolic plane.
- ▶ We show this relationship in the next slides.

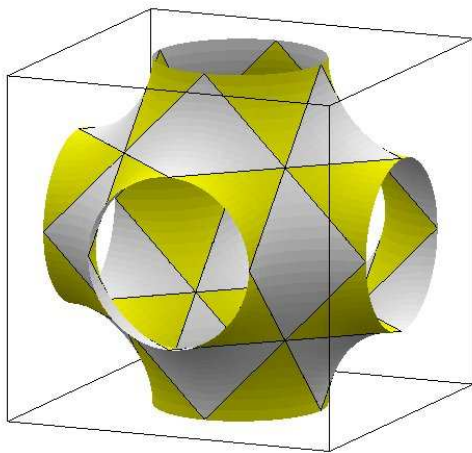
**Angular fish on teh triply periodic polyhedron  $\{4, 6|4\}$   
— showing colored embedded lines**




**Schwarz's P-surface — approximated by the previous triply periodic polyhedron, and showing corresponding embedded lines**



**A close-up of Schwarz's P-surface showing corresponding embedded lines and "skew rhombi"**



The angular fish polyhedron “unfolded” onto a repeating pattern of the hyperbolic plane — showing the embedded lines as hyperbolic lines, which bound the “skew rhombi”.




## Patterns on the $\{4, 6|4\}$ Polyhedron

We show two patterns on the  $\{4, 6|4\}$  polyhedron:

- ▶ The pattern angular fish, which we have seen.  
Here we show a close-up of one of the vertices.
- ▶ A pattern of angels and devils, inspired by Escher. We show both the patterned polyhedron and the corresponding pattern in the hyperbolic plane

**A close-up of a vertex of the angular fish polyhedron**







## The angular fish polyhedron after rough shipping



# Angels and Devils on the $\{4,6|4\}$ polyhedron



# The corresponding Angels and Devils pattern in the hyperbolic plane




## Patterns on the $\{6, 4|4\}$ Polyhedron


**A pattern of angels and devils on the  $\{6, 4|4\}$  polyhedron**




## A Pattern of Fish on the $\{6, 4|4\}$ Polyhedron



**A top view of the fish on the  $\{6, 4|4\}$  polyhedron — showing fish  
along embedded lines**



The corresponding hyperbolic pattern of fish — a version of Escher's Circle Limit I pattern with 6-color symmetry




## A Pattern of Fish on the $\{6, 6|3\}$ Polyhedron






**A top view of the fish on the  $\{6, 6|3\}$  polyhedron — showing a vertex**



The corresponding hyperbolic pattern of fish — based on the  $\{6, 6\}$  tessellation

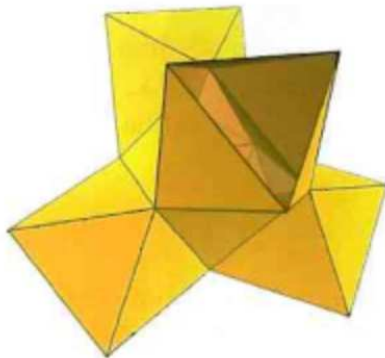


## Patterns of Fish on a $\{3, 8\}$ Polyhedron

Using a uniform triply periodic  $\{3, 8\}$  polyhedron, we show a pattern of fish inspired by Escher's hyperbolic print *Circle Limit III*, which is based on the regular  $\{3, 8\}$  tessellation. This polyhedron is related to Schwarz's D-surface, a TRMS with the topology of a thickened diamond lattice, which has embedded lines. The red, green, and yellow fish swim along those lines (the blue fish swim in loops around the "waists"). We show:

- ▶ A piece of the triply periodic polyhedron.
- ▶ A corresponding piece of the patterned polyhedron.
- ▶ A piece of Schwarz's D-surface showing embedded lines.
- ▶ Escher's *Circle Limit III* with the equilateral triangle tessellation superimposed.
- ▶ A large piece of the patterned polyhedron.
- ▶ A top view of the large piece.

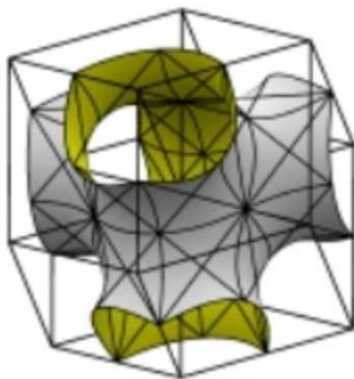
**A piece of the triply periodic polyhedron**




**A corresponding piece of the patterned polyhedron**



**A piece of Schwarz's D-surface showing embedded lines**



**Escher's Circle Limit III with the equilateral triangle tessellation superimposed**



**A large piece of the patterned polyhedron**





## A top view of the large piece



## Future Work

- ▶ Put other patterns on the regular triply periodic polyhedra, exploiting their embedded lines.
- ▶ Place patterns on other uniform triply periodic polyhedra.
- ▶ Put patterns on non-uniform triply periodic polyhedra — especially those that more closely approximate triply periodic minimal surfaces.
- ▶ Draw patterns on TPMS's — the gyroid, for example.

Thank You!

Contact Information:

Doug Dunham

Email: [ddunham@d.umn.edu](mailto:ddunham@d.umn.edu)

Web: <http://www.d.umn.edu/~ddunham>