

DAY Prehistoric Cultures Week 2 **“The Development of Prehistoric Cultures”** and Searching for Adam

I hope your first week with Prehistoric Cultures went well, and that you are enjoying both the text and the class presentations.

This week we will continue to focus on slide materials aimed at setting the basic analytic, theoretical and historical framework for the course. The basic orientation materials will run into next week, and probably even into the week after.

Thursday of this week we'll have our first look at the video *The Search for Adam*. Among other things it will be our introduction to the National Geographic Genographic Project

<<http://www.d.umn.edu/cla/faculty/troufs/anth1602/pcgenographicproject.html#title>>, and the work of their Explorer in Residence, Spencer Wells <http://en.wikipedia.org/wiki/Spencer_Wells>. We'll join Spencer Wells and National Geographic as they set out “on a quest to trace every man's family tree back to an 'ultimate ancestor.'”

"His extraordinary journey ultimately lands him in Africa where he pinpoints the birthplace of human kind. Using the latest technology in DNA research and forensic anthropology, Wells and others reconstruct the life and face of Adam. Explore a world where science and religion converge as we shed new light on our ancient past in *The Search for Adam*." -- National Geographic

Week 03 we'll continue our travels back in time with National Geographic as we trace *The Journey of Man* . . .

"*JOURNEY OF MAN* tells the remarkable story of the human journey out of Africa and into the rest of the world, tracing history through evidence uncovered in the Y-chromosome of man's DNA. Traversing six continents, the film takes viewers on a fascinating journey into the hidden world of their ancestry and offers a modern look at our ancestor's lives." -- National Geographic

Professor Emeritus Tom Bacig and I were part of the National Geographic Genographic study, and we'll have a look at the results of our DNA analysis by Spencer Wells and the National Geographic Genographic staff.

With these films we'll have an introduction to advanced prehistoric *Homo sapiens*—our kind of people—and we'll see how DNA studies work and how important DNA studies are to Prehistoric Cultures in general.

It's a good time to have a look at, and start working on, the information for your Case Study, “What's New”, which you can find at <http://www.d.umn.edu/cla/faculty/troufs/anth1602/case_studies/pcCS-01.html#title>. Your Case Study is basically a short report on the “Current Trends and New Discoveries” in anthropology as

reflected in “Anthropology World News” compiled by the folks at Texas A&M University
<<http://anthropology.tamu.edu/news/>> (Go Aggies!).

Your Case Study is due by Friday, 23 September 2011. Basically it's a short summary statement of (A) “What's New” in the world of anthropology, and (B) what news you personally find most interesting (and why).

If you have any questions about anthropology, or about the class and the assignments, please let me know: <mailto:troufs@d.umn.edu>. And that goes especially for questions about getting started on your Case Study.

Be sure to check the details of the activities and assignments each week on your **moodle** HomePage. The Week 2 Activities focus on your Case Study . . .

- [Work on your Case Study](#)

Share your ideas, including study-questions with your classmates. Discuss them on-line with the others in class . . .

DAY


DAY class wiki: [General Student Discussion Area Forum](#)

DAY project live chat: [Live chat for Project Collaboration](#)

A final note: Students in the past have commented that there is **TOO MUCH INFORMATION** available on the class **moodle** and supporting WebSites. Yes, there **is** a lot of information, no doubt about it, and it can be confusing at first. It's helpful when starting out to remember that the required information for the course is contained *in the middle panel of your **moodle** HomePage*. The information in the sidebars and many of the links are just there should you find those interesting and/or helpful . . .

The screenshot shows the Moodle course interface for 'Prehistoric Cultures'. The central area is the 'Main Panel (required material)', which contains course information and a video of a chimpanzee. The left sidebar contains various navigation links like 'Settings', 'Grades', and 'Groups'. The right sidebar contains 'Course Resources' and 'Quickmail'. Red annotations highlight the sidebars with an 'E' and 'X' and the main panel with a 't'.

Main Panel (required material)

Your  Class Topics and Reading Assignments for Week 2 will look something like the information at the end of this memo.

Thursday, 15 September 2011, we will have a brief presentation by Mariana Glitsos—MPIRG Duluth
<<http://www.d.umn.edu/~mpirg/>>.

Best Regards,

Tim Roufs

[Anth 1602 Prehistoric Cultures](#)

Week 2 — The Development of Prehistoric Cultures

DAY Thursday, 15 September 2011, [Brief Presentation by Mariana Glitsos -- MPIRG Duluth ~ Resource](#)

The Development of Prehistoric Cultures:
History of Thought and the Emergence of Key Concepts

[WebPage](#)

Lucretius to Perthes

slides ([.pdf](#)) ([.pptx](#))

Darwin and Wallace

slides ([.pdf](#)) ([.pptx](#))

Mendel

slides ([.pdf](#)) ([.pptx](#))

Other Early Studies and Events

slides ([.pdf](#)) ([.pptx](#))

Conceptual Changes 19th to 20th Century

[WebPage](#)

slides ([.pdf](#)) ([.pptx](#))

Review assignment:

▫ [Case Study](#)

How to Study for Exams

slides: ([.pdf](#)) ([.pptx](#))

([Download PowerPoint Viewer Free](#))


[see note on slide formats]

DAY 04 Thursday, 15 September 2011 nlt 12:44

CE Monday, 19 September 2011 nlt 7:34

video:

The Search for Adam



(51 min., 2005, DVD 1015)

film HomePage

[course viewing guide](#)

For Week 2 Activities see [moodle](#)


Students in the past have commented that there is **TOO MUCH INFORMATION** available on the class [moodle](#) and supporting WebSites. Yes, there **is** a lot of information, no doubt about it, and it can be confusing at first. It's helpful when starting out to remember that the required information for the course is contained *in the middle panel of your [moodle](#) HomePage*. The information in the sidebars and many of the links are just there should you find those interesting and/or helpful.

The screenshot shows a Moodle course page for 'Prehistoric Cultures' (Anth 1601 - 001 DAY). The page is cluttered with various links and information. A large red watermark 'E t r a' is overlaid on the page. The central panel contains a title 'Prehistoric Cultures', course details, and a list of resources. The sidebars contain additional links and information. A large red text overlay 'Main Panel (required material)' points to the central content area.

assignment:

~ Ch. 2, "The Development of Evolutionary Theory," pp. 19-36

~ Page through "Appendix A: Atlas of Primate Skeletal Anatomy," pp. 425-432



For Week 2 Activities see [fnoodle](#)